

Sanitary partition wall type SVF30

Cubicle system made of 30 mm chipboard

schäfer[®]
Trennwandsysteme



Stylish and elegant partitioning.



BEFORE WE
EXPECT TRUST FROM
OUR CUSTOMERS,
WE PROVIDE EVIDENCE
that's us!

ENVIRONMENT & SUSTAINABILITY *that's us!*

Sustainable management and careful use of resources are a matter of course for us and part of our corporate philosophy. This basic idea is consistently integrated and lived in our work processes. We are proud to be the first certified manufacturer of partition systems and lockers in Germany to operate according to the FSC™ and PEFC guidelines.

PEFC - registered

We pay attention to a sustainable supply chain in which our products are procured under ecological, economic and socially just aspects.

FSC™ - certified

As the first certified manufacturer in the area of partition systems and lockers in Germany, we make an active contribution to the protection of our earth with this future-oriented procurement method. We supply almost our entire range from sustainable wood in accordance with the specifications of the FSC™.



PEFC/04-31-3143



On request
the products are
available with
FSC™ certification

TÜV NORD GS TESTED SAFETY *that's us!*

Tested and certified by TÜV NORD these products meet the requirements of the Product Safety Act ProdSG § 21 Registration No. 44 329 14148802.



MADE IN GERMANY *that's us!*

Our products are manufactured for you at the company site in Horhausen, Rhineland-Palatinate. This is the only way we can guarantee the high quality standards we set for our products.



PREQUALIFIED *that's us!*

We are registered in the list of prequalified construction companies with the number 010.049740, proving that we are qualified for the products and services we offer.



INNOVATIVE & DESIGN-ORIENTED *that's us!*

With our design-oriented and innovative products, we convince not only our customers, but also national and international committees.



reddot winner 2021





Flush fitted, minimalistic and extremely proven.

The Schäfer WC partition wall type SVF30 is an excellent choice if pure function and an attractive design is required. The flush-fitted cubicles, made of melamine resin-coated solid chipboard and coloured ABS strips, are characterised by smooth fronts. Quick cleaning, effective edge protection and an attractive design are convincing arguments for this type of partition.



Interesting facts about SVF30

WC partition walls made of 30 mm thick chipboard

- ABS strips in the same colour as the panels
- Flush fitted front on the outside of the cubicle
- Suitable for dry rooms
- Wall connections optionally available with shadow gap
- Easy to clean and maintenance construction
- Large variety of decors and colours
- System will be produced acc. to the building site dimension

Privacy screens

- Wall-mounted privacy screens
- Made of 30 mm thick chipboard
- ABS strips and panels in the same colour
- Installed with durable aluminium holders
- Wall-mounted structures without bottom support feet are particularly hygienic, since floor cleaning can then be faster and more efficient
- Wide range of colors available
- Motif prints are optionally available
- Privacy screens will be produced acc. to the building site dimension

(1)





Features type SVF30

Supports:



- Stainless steel supports, height-adjustable



- Aluminium supports, height-adjustable, price neutral

Hinges:



- Stainless steel hinge with high-performance polymer
- Treads guarantee absolute freedom from maintenance and a silence closing of the door



- Stainless steel rising hinge
- Doors with self-closing hinges are optional available

Variations of accessories type SVF30

Hardware:



Aluminium
door handle
Schäfer AL7050



Stainless steel
door handle
Schäfer ES6050



Nylon
door handle
Schäfer N8051



Aluminium
one hand door knob
INSAFE




Aluminium
push handle SLIDESAFE


[To the handrail configuration online tool >](#)

[To the push handle SLIDESAFE >](#)


[To the sanitary accessories >](#)




Aluminium handrail
55 x 500 mm
Schäfer ALGS1




Aluminium handrail
with LED strip
55 x 500 mm
Schäfer ALGS1 LED




Aluminium handrail
55 x 1.150 mm
Schäfer ALGS2



Aluminium handrail
with LED strip
55 x 1.150 mm
Schäfer ALGS2 LED



Aluminium handrail,
adapted to the door
length, always until the
top edge of the door
Schäfer ALGSV



Aluminium handrail with
LED strip, adapted to the
door length, always until
the top edge of the door
Schäfer ALGSV LED


Buffer and hooks:



Aluminium buffer
Schäfer AL7015



Stainless steel buffer
Schäfer ES6015



Nylon buffer
Schäfer N8015



Aluminium hook
Schäfer AL7011



Stainless steel hook
Schäfer ES6011




Nylon hook
Schäfer N8010

Colours type SVF30

Panels:



1001
Weiß



1002
Silbergrau



1004
Anthrazit



1005
Rot




1006
Limonengrün




1007
Wasserblau

ABS strips:



1001
Weiß



1002
Silbergrau



1004
Anthrazit



1005
Rot



6001
Goldgelb



1006
Limonengrün




1007
Wasserblau



6002
Ultramarinblau

Profiles:



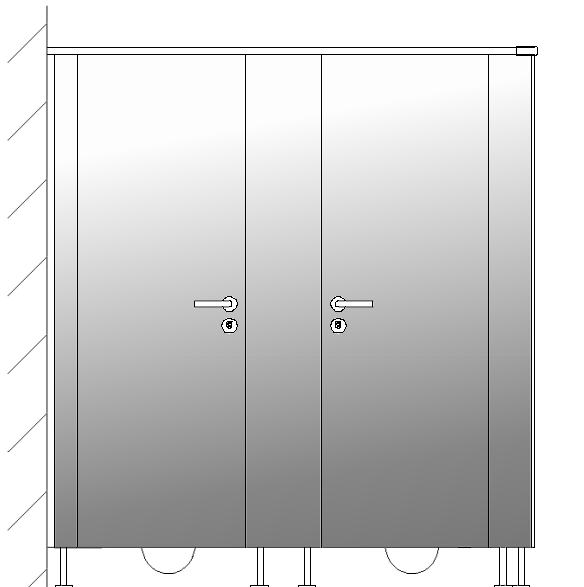
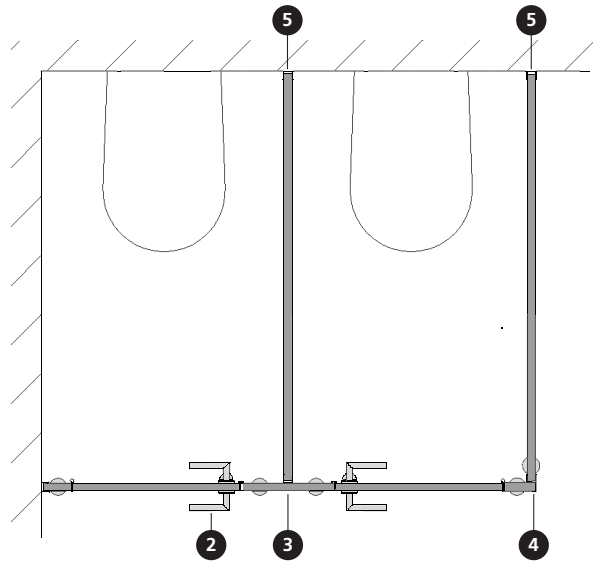
E6/EV1
Eloxiert

In the option with laminated panels (type SVF30S), the colours white (3001), anthracite (3004) and black (3009) are available.

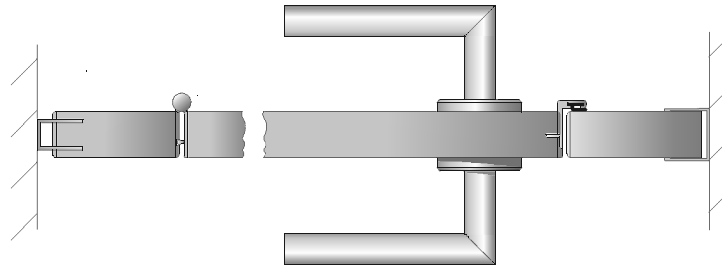
Special colours for panels, ABS strips and profiles in all RAL colours and special accessories are available upon request. Ask us!

There may be a difference between printed colours and real colours.

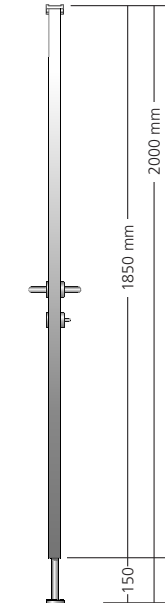
Technical design of cubicle system type SVF30



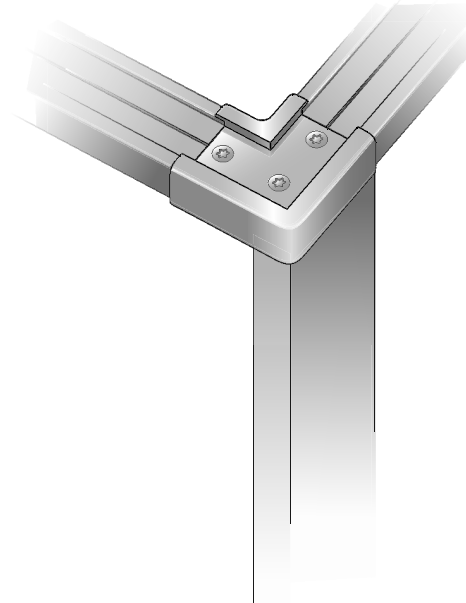
- 2 Cubicle front section with door handle.
Wall connection with an U-profile as shadow gap (optional)



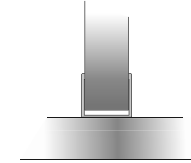
- Front height section



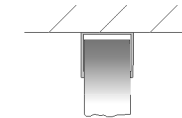
- 4 Corner attachment



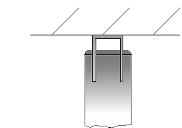
- 3 Front to partition wall connection



- 5 Wall connection with encompassing U-profile



- 5 Wall connection with an U-profile as shadow gap optional



We reserve the right to make technical alterations.

